

INFINITI[®] AMBI


DIAGNOSTIC CATHETER

A Catheter Design for the Radial-First Approach




KINK RESISTANCE

The braided construction provides excellent pushability without compromising kink resistance



DIRECT RESPONSE

High-density braiding for exceptional responsiveness and one-to-one torque control



TRUE LUMEN DESIGN

Thin wall technology and a consistent lumen diameter that facilitate easy injections and high flow rates

Cordis[®]

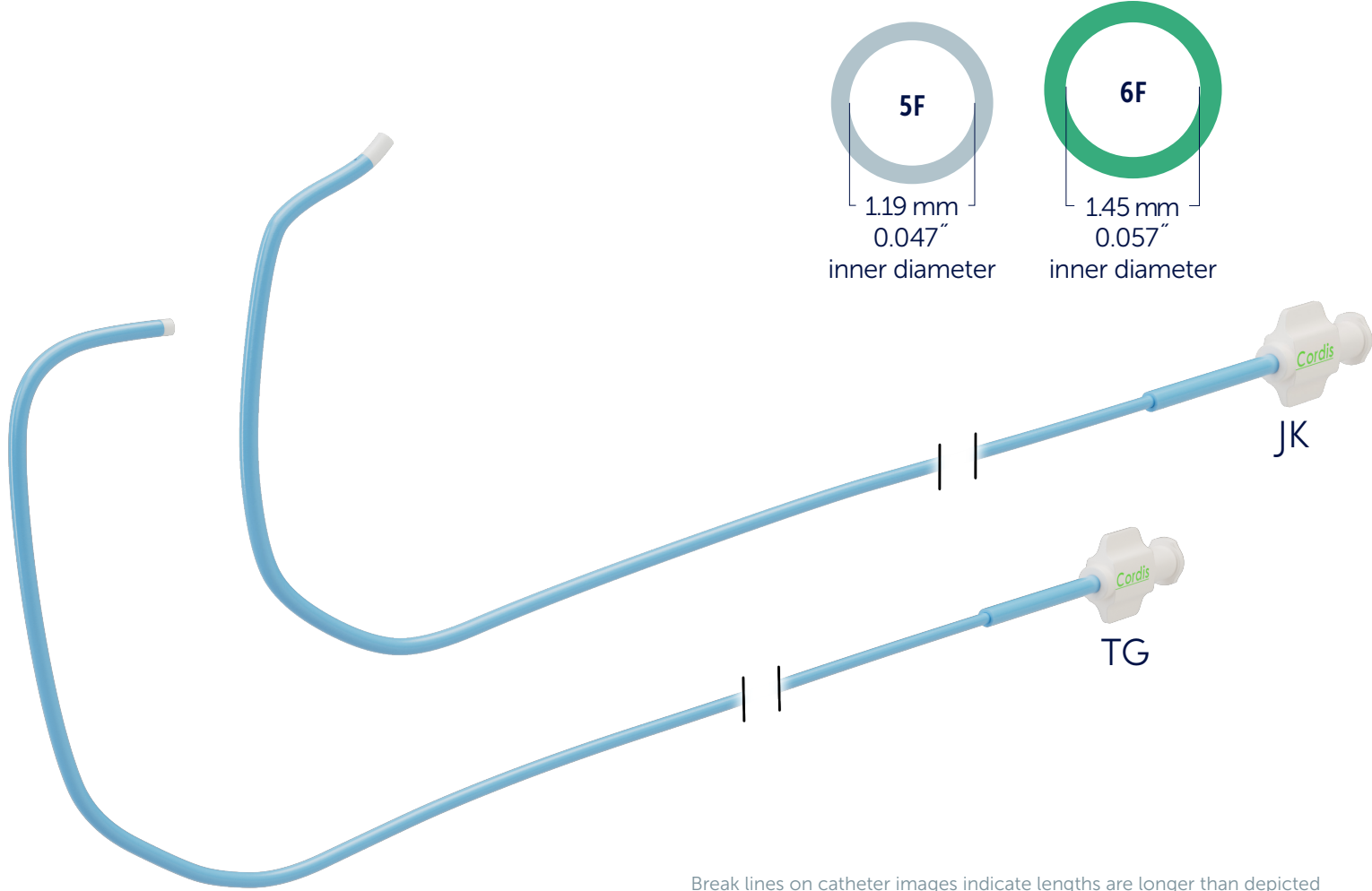
INFINITI[®] AMBI

DIAGNOSTIC CATHETER

Ordering Information

CATHETER TYPE	LENGTH	SIDE HOLES	5F INFINITI	6F INFINITI
JK 3.5	100 cm	2	555500J352	555600J352
	125 cm	2	555525J352	555625J352
JK 4.0*	100 cm	2	555500J402	555600J402
	125 cm	2	555525J402	555625J402
TG 4.0*	100 cm	1	555500T401	555600T401
	125 cm	1	555525T401	555625T401
TG 4.5	100 cm	1	555500T451	555600T451
	125 cm	1	555525T451	555625T451

* Existing sizes



Break lines on catheter images indicate lengths are longer than depicted

CAUTION: Federal (USA) law restricts this device to sale by or on the order of a physician. Important information: Prior to use, refer to the instructions for use supplied with this device for indications, contraindications, side effects, suggested procedure, warnings and precautions. CORDIS, Cordis LOGO, and INFINITI are trademarks of Cordis and may be registered in the US and/or in other countries.
©2023 Cordis. All Rights Reserved. 100636635 10/2023

